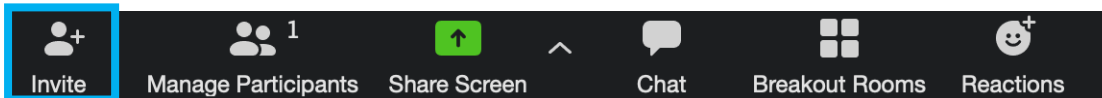


How to use Zoom Interpreter Services

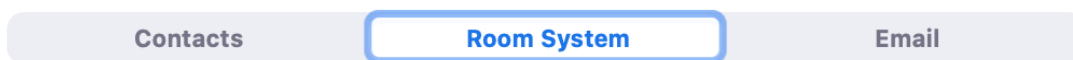
Zoom has built-in interpreter services which allow you to invite an interpreter to join your video visit. There are 37 different languages available for interpretation in Zoom:

- Amharic
- Arabic
- Armenian
- ASL
- Bengali
- Bosnian
- Burmese
- Cambodian
- Cantonese
- CDI
- CDI
- Croatian
- Croatian
- Farsi
- French
- Haitian Creole
- Hindi
- Hmong
- Japanese
- Karen
- Korean
- Mandarin
- Nepali
- Polish
- Portuguese (BRA)
- Portuguese (EU)
- Punjabi
- Russian
- Serbian
- Somali
- Spanish
- Swahili
- Tagalog
- Tigrinya
- Ukrainian
- Urdu
- Vietnamese

1. Click **Invite** on the bar at the bottom



2. Click **Room System**



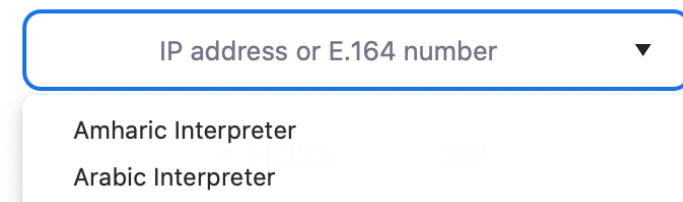
3. Click **Call Out**



4. Select **SIP**



5. Select **appropriate language**



6. Click **Call**



7. Click **Manage Participants** on the bar at the bottom and **Accept** the Interpreter into the video visit.

